



### District Report Card: 2017


<b>State:</b> Nagaland	<b>District:</b> Kiphire
<b>Class:</b> 8	<b>Subject:</b> Mathematics
<b>Schools:</b> 13	<b>Students:</b> 156


### Participation/Coverage


#### Students

<div>GENDER</div> <div></div>	Boys				Girls			
	Number		%		Number		%	
	73		46.79		83		53.21	

<div>AREA</div> <div></div>	Rural				Urban			
	Number		%		Number		%	
	100		64.10		56		35.90	

<div>CATEGORY</div> <div></div>	SC		ST		OBC		GEN	
	Number	%	Number	%	Number	%	Number	%
	0	0.00	156	100.00	0	0.00	0	0.00

<div>CWSN</div> <div></div>	LD	VI	HI	S&LD	ID	Oth
	1	1	0	0	0	0

<div>Management</div> <div></div>	Government			Government-aided		
	Number		%	Number		%
	156		100.00	0		0.00

### Average Performance of Students in Mathematics (%)

Overall	Gender		Area		Management		Social Group			
	Male	Female	Rural	Urban	Govt.	Aided	SC	ST	OBC	GEN
42.22	45.11	39.68	52.33	24.17	42.22	0.00	0.00	42.22	0.00	0.00

## Performance on Learning Outcomes (LOs)

Learning Outcomes	Description	Average Performance(%)
M601	Solves problems involving large numbers by applying appropriate operations	37.33
M606	Solves problems on daily life situations involving addition and subtraction of fractions / decimals	42.67
M620	Finds out the perimeter and area of rectangular objects in the surroundings like floor of the class room, surfaces of a chalk box etc.	42.42
M621	Arranges given/collected information in the form of table, pictograph and bar graph and interprets them	46.67
M702	Interprets the division and multiplication of fractions	36.54
M705	Solves problems related to daily life situations involving rational numbers	50.00
M706	Uses exponential form of numbers to simplify problems involving multiplication and division of large numbers	34.57
M707	Adds/subtracts algebraic expressions	51.92
M710	Solves problems related to conversion of percentage to fraction and decimal and vice versa	54.32
M717	Finds out approximate area of closed shapes by using unit square grid/graph sheet	33.33
M719	Finds various representative values for simple data from her/his daily life contexts like mean, median and mode	40.69
M721	Interprets data using bar graph	55.56
M801	Generalizes properties of addition, subtraction, multiplication and division of rational numbers through patterns	20.99
M802	Finds rational numbers between two given rational numbers	51.85
M803	Proves divisibility rules of 2, 3, 4, 5, 6, 9 and 11	40.00
M804	Finds squares, cubes, square roots and cube roots of numbers using different methods	37.04
M808	Uses various algebraic identities in solving problems of daily life	32.10
M812	Verifies properties of parallelogram and establishes the relationship between them through reasoning	39.83
M818	Finds surface area and volume of cuboidal and cylindrical object	16.05
M819	Draws and interprets bar charts and pie charts	59.62

Range of Performance of Students who Answered Correctly							
Below 30%		30% - 50%		50% - 75%		Above 75%	
Number	%	Number	%	Number	%	Number	%
52	33.33	49	31.41	38	24.36	17	10.90

### Lowest Performing Learning Outcomes (LOs)

1 - Finds surface area and volume of cuboidal and cylindrical object (16.05)

2 - Generalizes properties of addition, subtraction, multiplication and division of rational numbers through patterns (20.99)

- 3 - Uses various algebraic identities in solving problems of daily life (32.10)
- 4 - Finds out approximate area of closed shapes by using unit square grid/graph sheet (33.33)
- 5 - Uses exponential form of numbers to simplify problems involving multiplication and division of large numbers (34.57)